



How to Borrow eBooks and Audiobooks with library2go

What is library2go?

Library2go is a virtual library, provided by OverDrive, where you will find a selection of **eBooks** and **Audiobooks** available to download and enjoy on your computer or portable device.

Library2go can be accessed from our website at www.pahkisimon.ca (Under "Audiobooks & eBooks"), or by visiting www.library2go.sk.ca

Click on the Help icon for a quick review.



Watch how to videos, find answers to your questions, and more.



Information on the applications used for digital media.



Learn how many items you can check out, for how long and more



Still need help? Contact Support.

What do I need to use library2go?

All you need is a **valid library card** from a Saskatchewan public library. Make sure your fines are under \$10.00!

In the Help menu, click the digital media icon for software.



For **Audiobook** software, click the icon for OverDrive Media Console and follow the download instructions.

Also available at <http://omc.overdrive.com/>



For **eBook** software, click the Adobe Digital Editions icon and follow the instructions.

Also available at: <http://www.adobe.com/products/digitaleditions/>



PAHKISIMON NUYE?ÁH LIBRARY SYSTEM

Serving the Information Needs of Northern

How to Borrow eBooks and Audiobooks with library2go



PAHKISIMON NUYE?ÁH LIBRARY SYSTEM

SERVING THE INFORMATION NEEDS OF NORTHERN SASKATCHEWAN

Phone: 306-425-4525

Toll-Free: 1-866-396-8818

Fax: 306-425-4572

Email: pnlsoffice@pnls.lib.sk.ca

Website: www.pahkisimon.ca

Mailing Address:

Bag Service 6600
La Ronge, SK S0J 1L0

Street Address:

118 Avro Place
Air Ronge, SK

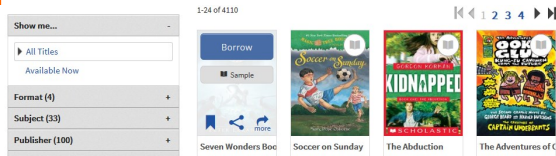
How to Borrow eBooks and Audiobooks with library2go

Can I use library2go on my portable device?

Yes you can! Library2go can be downloaded and used on a number of portable devices: Androids, Kindle Fire tablets, Chromebooks, Kobo tablets, E-Ink readers, Mac devices, Windows 8 & RT devices, iSOs, MP3 players, Windows Phones, iPods, iPads, iPhones, and more.

How do I borrow items using library2go?

When you find a title, simply hover your cursor or tap on the book cover and the **Borrow** option will be available.



Clicking **Borrow** will take your selected title and add it to your Bookshelf, where you will have the option to download or continue searching and adding to your bookshelf.

If only a **Place a Hold** option is available, it indicates there is no digital copies available on the moment, Place a Hold.

How do I place a hold on a digital item?

Place a Hold

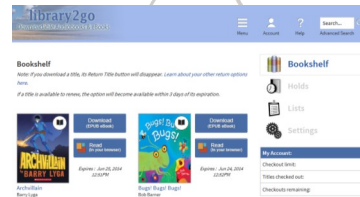
Click on **Place a Hold**. In order for you to be notified when your download is available, you will be asked to confirm your email address where library2go notifications will be sent.

Title: At First Bite: Poison Apple Series, Book 8
Creator: Ruth Ames
Format: eBook
Enter your email address: albertine03@hotmail.com
Confirm your email address: albertine03@hotmail.com

Once you have received the email, you have 48 hours to check out the item before it is no longer available to you.

How do I check out items using library2go?

At any time, click the **Account** icon and your information will be brought up.



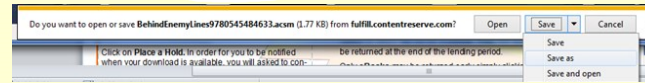
From here your title will be available for download if you are using a mobile device, or to read from your browser if you are at your computer. Click on your desired preference.

If you have selected an **Audiobook**, click the download link and it will automatically open your **OverDrive** media console and allow you to save the file.

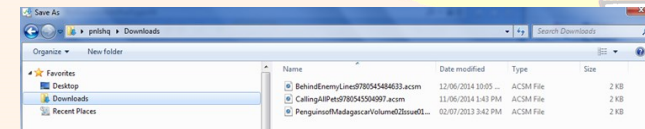
If you have selected an **eBook**, you will be asked to save the file. When you open the file, **Adobe Digital Editions** will automatically open.

What if the incorrect software is automatically opening?

When you download your title, click **Save As**.



Save in your downloads folder.



Right click on the title you want to open and select the correct software program. Open your folder on your menu bar and click on downloads

Can I return items early?

Due to publisher licensing agreements, **Audiobooks** cannot be returned early once you have downloaded them. Your option to return will not be available. These items will automatically be returned at the end of the lending period.

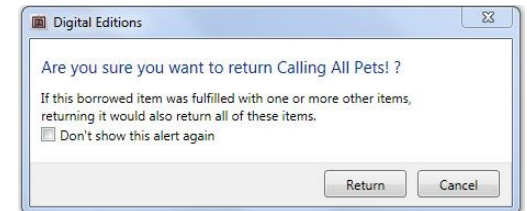
Only **eBooks** may be returned early, by simply clicking on the Return button

Follow these steps to return an eBook early using **Adobe Digital Editions**:



This is found on the desktop or listed in your programs list from your start menu.

1. Open **Adobe Digital Editions**.
2. Select the **Library View** icon (in the upper left corner). The **Adobe Digital Editions** library is displayed.
3. Under the **Bookshelves** heading, select **Borrowed**.
4. **Right-click** the eBook that you wish to return.
5. Select **Return Borrowed Item**.
6. Click **Return** to verify that you want to return the title.



How many titles can I check out at one time?

You may have up to 10 **titles** checked out at any given time. The lending period may vary from title to title.

My Account:	
Checkout limit:	10
Titles checked out:	3
Checkouts remaining:	7

Can I renew eBooks and Audiobooks?

Yes! If there is no hold on the item, a **Renew** button will appear in your account next to the corresponding item three days before it is due. Just click to renew!

Where do I go for help and troubleshooting?

Click on the **Help** icon, found at the top left side of the library2go or go to: <http://www.library2go.sk.ca/Help.htm> for many help and troubleshooting resources.